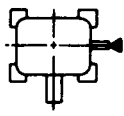
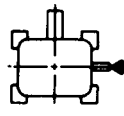
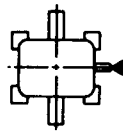
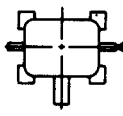
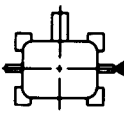
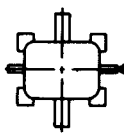
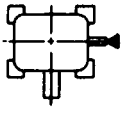
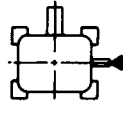
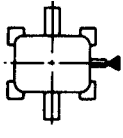
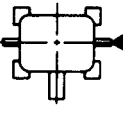
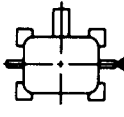
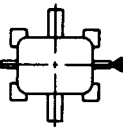
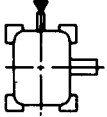
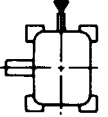
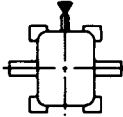
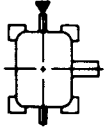
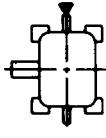
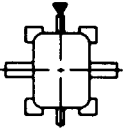
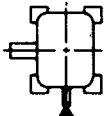
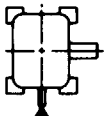
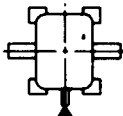
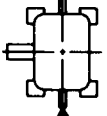
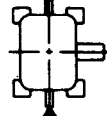
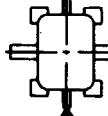
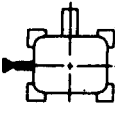
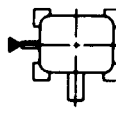
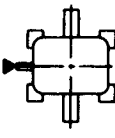
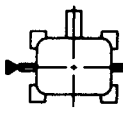
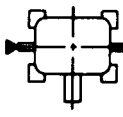
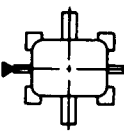
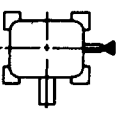
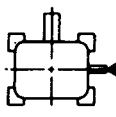
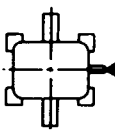
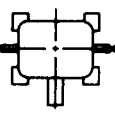
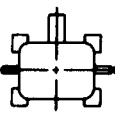
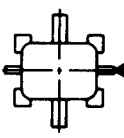


Assembly & Mounting Positions

0107

DuoDrive Assembly & Mounting Position Numbers

Top View, Floor Mounted					
					
1	2	3	4	5	6
Ceiling Mounted					
					
C1	C2	C3	C4	C5	C6
Wall Mounted, Worm Vertical Up					
					
W1	W2	W3	W4	W5	W6
Wall Mounted, Worm Vertical Down <small>Size 100 and larger - contact Textron Power Transmission regarding lubrication of upper worm bearing.</small>					
					
X1	X2	X3	X4	X5	X6
Wall Mounted, Worm Horizontal to the Left					
					
Y1	Y2	Y3	Y4	Y5	Y6
Wall Mounted, Worm Horizontal to the Right					
					
Z1	Z2	Z3	Z4	Z5	Z6